

TRILENNIUM 3000/3500 PANIC RELEASE REMOVAL

All Trilennium[®] locks include a “panic release” feature for the interior lever. Operation of the lever disengages the deadbolts and latches simultaneously. Trilennium locks with the panic release feature comply with egress door requirements described within International Building and Residential Codes. State or other municipality codes may differ from these.

NOTE:

The removal of the “panic release” feature from your door system may prevent it from meeting egress door codes in your area. By removing the “panic release” feature the homeowner is taking responsibility for changing this part and must be made aware that it may create a code violation.

1. Part Identification

The panic release feature is created by use of a long drive arm. To eliminate the panic release this long drive arm is replaced with a short drive arm.




Long drive arm.



Short drive arm.

2. Remove Access Cover


The lock housing includes a black access cover on both sides. Remove the access cover by lifting up on the locking tab on the flat end. At the same time lift the cover along the long side to remove it from the housing.



TRILENNIUM 3000/3500 PANIC RELEASE REMOVAL

3. Replace Drive Arm

- Lift the long drive arm off its support pins. Take care to orient the short arm correctly. Install the short drive arm fully on the support pins.
- Replace the access cover.




Correct orientation of short drive arm shown. Both sides of the lock shown.

4. Check Lock Function


The revised lock can be checked for intended function without installing it.

- A. Engage deadbolts by inserting the key cylinder tail-piece into the black drive slot, and turning 90 degrees. (The direction to turn will depend on the side of the lock used.)
- B. Using a square drive wrench attempt to rotate the handle drive hub away from the lock edge. Do this on both sides. The deadbolts should not disengage.
- C. Disengage the deadbolts by turning the black drive slot.


A.



B.



C.



Covered under one or more of the following U.S. Patents: 2,084,370; 7,753,418; 8,182,002

The information contained in this document is the confidential and proprietary information and trade secrets of Endura Products, Inc. Any disclosure, use or dissemination of such information without the express written permission of Endura Products, Inc. is strictly prohibited. Endura Products, Inc. also owns any and all intellectual property rights embodied in such information, including patent rights, copyrights, and trademark rights, and no license of any intellectual property right is intended, nor should any license be implied, as a result of the receipt of this document.